



PAINTING GUIDE

SCAFFOLDING PAINT

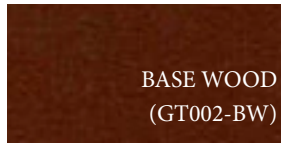


STEP 1



Base coat all scaffolding pieces in **Black**.

STEP 2



BASE WOOD
(GT002-BW)

+

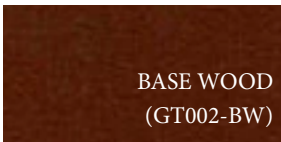


TERRACOTTA
DRY BRUSH
(GT002-TC)

Dry brush a 50/50 mixture of **Base Wood** and **Terracotta Dry Brush**.

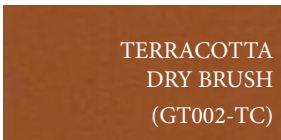
Leave the edges of the platforms and railings, as well as the recesses, **Black**.

STEP 3



BASE WOOD
(GT002-BW)

+



TERRACOTTA
DRY BRUSH
(GT002-TC)

+



CAVERN STONE
DRY BRUSH
(GT002-CD)

Using the previous 50/50 mixture of **Base Wood** and **Terracotta Dry Brush**, add one part **Cavern Stone Dry Brush**. Lightly dry brush over the piece, focusing on the centers of the railings and platforms.

