



PAINTING GUIDE

CITIES UNTOLD: LOWTOWN ACCESSORIES

THATCHED ROOF



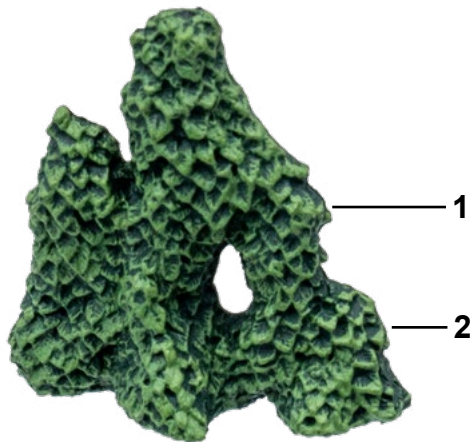
POKORNY PAINT PALETTE

SHALLOW WATER SEAWEED GREEN (GT002-SG)	SCHOOL BUS (GT002-SB)	CARDBOARD (GT002-CB)
TERRACOTTA DRY BRUSH (GT002-TC)	CAVERN STONE DRY BRUSH (GT002-CD)	STUCCO (GT002-ST)
BASE GREY (GT002-BG)	BASE WOOD (GT002-BW)	

1. Apply a heavy dry brush in a 2:1:1 ratio mix of **School Bus**, **Olive Dry Brush** and **Cardboard** over the straw textured areas.
2. Dry brush **Terracotta Dry Brush** along the trim of the straw roof.
3. Dry brush the straw areas in a 1:1 mix of **Cavern Stone Dry Brush** and **Stucco**.
4. Paint beams visible through the patches of straw with the same 1:1 mix of **Cavern Stone Dry Brush** and **Stucco**.
5. Opaquely paint **Base Gray** over the stone chimney.
6. Add accent stones on the chimney by painting random stones in **Cardboard**.
7. Dry Brush the chimney in **Stone Edge Dry Brush**.
8. Apply a dry brush of **Base Wood** over wooden areas.
9. Apply a dry brush of a 1:1 ratio mixture of **Stucco** and **Base Wood** over the wooden areas, with a concentrated heavier application over the doors.



IVY AND MOSS ACCESSORIES



POKORNY PAINT PALETTE

SHALLOW WATER SEAWEED GREEN (GT002-SG)	MOSS GREEN (GT002-MG)
--	--------------------------

1. Apply an opaque layer of **Shallow Water Seaweed Green**.
2. Top it off with a dry brush of **Moss Green**.

LOWTOWN LAMPPOST



POKORNY PAINT PALETTE

BASE GREY (GT002-BG)	STONE EDGE DRY BRUSH (GT002-SE)	OLIVE DRY BRUSH (GT002-O)
STUCCO (GT002-ST)	CAVERN STONE DRY BRUSH (GT002-CD)	BLACK (GT002-B)
SYSUUL SILVER (GT002-SYSS)	TRANSPARENT BENZIMIDAZOLONE YELLOW MEDIUM (GOLDEN 8555)	

1. Opaquely paint stones inside the base of the lantern in **Base Gray**.
2. Dry brush over the stones with **Stone Edge Dry Brush**.
3. Dry brush over the wood areas with **Olive Dry Brush**.
4. Apply a second dry brush over the wood in a 2:1 ratio mix of **Stucco** and **Cavern Stone Dry Brush**.
5. Paint the iron areas of the lantern, buckles, straps, and nail heads **Black**. Avoid the transparent parts on the lamp itself so light shines through when the LED is on.
6. Apply **Sysuul Silver** over the buckles and nail heads.
7. Apply Golden High Flow Acrylics - **Transparent Benzimidazolone Yellow Medium** to the lamp glass itself.



BED



POKORNY PAINT PALETTE



1. Create a 50/50 mix of **Olive Dry Brush** and **Cavern Stone Dry Brush** and dry brush the wood frame of the bed.
2. Paint the pillow and blanket with **Olive Dry Brush**.
3. Dry brush over pillow and blanket in **Stone Edge Dry Brush**.
4. Paint the sheets with a 50/50 mix of **Cavern Stone Dry Brush** and **Base Grey**.

GREEN CURTAIN




POKORNY PAINT PALETTE



1. Opaquely paint the fabric of the curtain **Shallow Water Seaweed Green**.
2. Paint a 2:1:1 mix of **Moss Green**, **Stone Edge Dry Brush**, and **Shallow Water Seaweed Green** on the high points/highlights of the curtain. Keep the color mostly concentrated at the top and blend downwards into the Shallow Water Seaweed Green base underneath.
3. Dry brush **Olive Dry Brush** over the wood frame.
4. Apply a second layer of dry brush in **Stucco** over the wood frame.
5. Paint the high points of the tassels with **Gorgon Bronze**.

BURLAP CURTAINS



POKORNY PAINT PALETTE

EARTH STONE (GT002-ES)	CARDBOARD (GT002-CB)	CAVERN STONE DRY BRUSH (GT002-CD)
BASE WOOD (GT002-BW)	STUCCO (GT002-ST)	GORGON BRONZE (GT002-GORB)

1. Basecoat the curtain cloth with **Earth Stone**.
2. Dry brush the curtain cloth with a 3:1 mix of **Cardboard** and **Cavern Stone Dry Brush**.
3. Drybrush the wood frame with **Base Wood**.
4. Dry brush the wood frame in a 50/50 mix of **Stucco** and **Base Wood**.
5. Mix **Base Wood** with some water and apply a wash to the bottom of the curtain cloth, blending upwards.
6. Opaquely paint the tassels with **Cavern Stone Dry Brush**.
7. Using **Gorgon Bronze**, add some metallic detailing to the tassels.

SECRET DOOR BOOKCASE



POKORNY PAINT PALETTE



1. Apply an opaque layer of **Base Wood** on all wooden pieces of the bookcase, including the wooden drawers of the removable shelf.
2. Using **Black**, paint an opaque layer over the interior shelves, the vases and knick-knacks, and the wood of the removable shelf (not the drawers).
3. Dry brush the previously painted Base Wood areas with **Olive Dry Brush**.
4. Mix **Shallow Water Seaweed Green** and **Stone Edge Dry Brush** in a 2:1 ratio. Paint the book covers inside the case as well as the background of the ornate carvings with this mixture.
5. Paint the pages of the books and the rolled-up parchment with **Stone Edge Dry Brush**.
6. Using **Gorgon Bronze**, paint over the small chest and vase previously painted Black.
7. Paint the ornate crest details of the bookcase with a 2:1 mixture of **Cardboard** and **Stone Edge Dry Brush**.
8. Using **Stone Edge Dry Brush**, opaquely paint the magnifying glass and book labels.
9. Dry brush over the previously painted Black shelves with a 50/50 mixture of **Black** and **Olive Dry Brush**.



BAR COUNTERS AND CABINET INSERT




POKORNY PAINT PALETTE

BLACK (GT002-B)	OLIVE DRY BRUSH (GT002-O)	SLUDGE (GT002-SD)
SHALLOW WATER SEAWEED GREEN (GT002-SG)	GORGON BRONZE (GT002-GORB)	BASE WOOD (GT002-BW)
CAVERN STONE DRY BRUSH (GT002-CD)		

1. Paint the entire piece opaquely in **Black**.
2. Dry brush the bar countertops with **Olive Dry Brush**.
3. Dry brush the insets and cabinet doors on the front of the bar with a 3:1:1 ratio mixture of **Black**, **Sludge**, and **Shallow Water Seaweed Green**.
4. Dry brush the sides, bottoms and interiors in a 50/50 mix of **Black** and **Olive Dry Brush**.
5. Paint in cabinet door knobs with **Gorgon Bronze**.
6. Vary painting the shelf accessories in either **Gorgon Bronze**, **Base Wood**, or **Cavern Stone Dry Brush**.

KITCHEN



POKORNY PAINT PALETTE

BASE WOOD (GT002-BW)	DEEP LAVA (GT002-DL)	CAVERN STONE DRY BRUSH (GT002-CD)
STONE EDGE DRY BRUSH (GT002-SE)	OLIVE DRY BRUSH (GT002-O)	BLACK (GT002-B)
STUCCO (GT002-ST)	BASE GREY (GT002-BG)	SLUDGE (GT002-SD)
TRANSPARENT BENZIMIDAZOLONE YELLOW MEDIUM (GOLDEN 8555)	NAPHTHOL RED LIGHT (GOLDEN 8532)	

1. Paint the bricks with a 1:2:1 ratio mixture of **Base Wood**, **Deep Lava**, and **Cavern Stone Dry Brush**.
2. Dry brush over the bricks with **Stone Edge Dry Brush**.
3. Dry brush over the wood details with a 50/50 mixture of **Olive Dry Brush** and **Black**.
4. Paint the scissors, knife handle, and vase in **Base Wood**.
5. Paint the meat with a 50/50 mix of **Stucco** and **Deep Lava**.
6. Dry brush over metal details with a 50/50 mix of **Base Grey** and **Black**.
7. Opaquely paint the garlic, vases, and meat bones with **Stone Edge Dry Brush**.
8. Paint the herbs in **Sludge**.
9. Paint with a wash over the led fire with Golden High Flow Acrylics - **Transparent Benzimidazolone Yellow Medium** and then layer over it with a wash of Golden High Flow Acrylics - **Transparent Naphthol Red Light**.