

CONSTRUCT-A-  
CASTLE

# IN-LINE TOWER

BUILD GUIDE





# IN-LINE TOWER



x3 - Wall Spacer





# IN-LINE TOWER



x1 - Insert Slot Wall




x3 - Solid Wall



x2 - Arrowslit Wall



# IN-LINE TOWER




x1 - Arch Wall






# IN-LINE TOWER




x1 - 4" Tower Half - Solid



x1 - Tower Half Floor



# IN-LINE TOWER




x1 - 4" Tower Half - Arrowslit



x1 - Tower Half Floor




# IN-LINE TOWER



x3 - Wall Platform

# IN-LINE TOWER



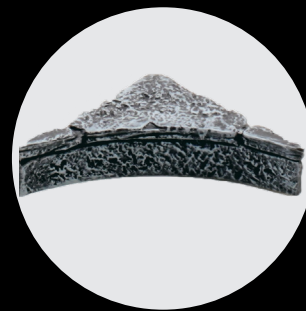

x4- Rampart Crenellation



x1 - 4" Tower Half Roof Platform



# IN-LINE TOWER



x2 - 2x2 Small Cutout  
Flagstone Floor



# IN-LINE TOWER



x1 - 4" Tower Half - Arrowslit




x2 - 4" Tower Doorway Wall  
x2 - Latticed Door



x1 - Tower Floor  
x1 - Trapdoor




# IN-LINE TOWER



x1 - 4" Tower Roof Platform

# IN-LINE TOWER



x3 - Small Curved  
Crenellation



x1 - Small Curved  
Crenellation  
x1 - Trapdoor



# IN-LINE TOWER



x1 - Arbalest



x1 - Wooden Pole Stand



x1 - Barrel of Arrows  
With Supplies