



CONSTRUCT-A-
CASTLE

ARTILLERY POST

BUILD GUIDE



ARTILLERY POST



x1 - Arrowslit Wall
with Integrated Spacer (12" long)



ARTILLERY POST



x1 - Insert Slot Wall




x2 - Solid Wall






ARTILLERY POST



x1- 2x4 CBS Stone Floor



ARTILLERY POST



x2 - Stone
Corner Post



x1 - 2x2 Short Door Wall
x1 - Castle Door



ARTILLERY POST




x1 - 2x2 Short Solid Wall



x1 - Solid Stone Wall



ARTILLERY POST



x1- 2x4 CBS Stone Floor



ARTILLERY POST




x2 - CBS Stone
Gargoyle Post



x2 - Stone
Corner Post





ARTILLERY POST



x1 - Stone Stairs

ARTILLERY POST



x2 - Wall Platforms




x1 - Solid Stone Wall



x1 - 2x2 Short Solid Wall



ARTILLERY POST



x4- Rampart
Crenellation



x1 - Crenellated
Corner



x1 - Crenellated Corner
With Trapdoor
x1 - Reinforced Lattice Trapdoor




x1 - Battlement
Transition - Left



x1 - Battlement
Transition - Right

ARTILLERY POST



x1 - Wood Shutter



x1 - Arbalest



x1 - Wooden Pole Stand



x1 - Barrel of
Arrows With
Supplies