

CONSTRUCT-A-  
CASTLE


# ARTILLERY POST

BUILD GUIDE





# ARTILLERY POST




x1 - Arrowslit Wall  
with Integrated Spacer (12" long)







# ARTILLERY POST



x1 - Insert Slot Wall




x2 - Solid Wall





# ARTILLERY POST




x1- 2x4 CBS Stone Floor





# ARTILLERY POST




x2 - Stone  
Corner Post



x1 - 2x2 Short Door Wall  
x1 - Castle Door



# ARTILLERY POST



x1 - 2x2 Short Solid  
Wall



x1 - Solid Stone Wall





# ARTILLERY POST




x1- 2x4 CBS Stone Floor





# ARTILLERY POST



x2 - CBS Stone  
Gargoyle Post



x2 - Stone  
Corner Post





# ARTILLERY POST



x1 - Stone Stairs



# ARTILLERY POST



x2 - Wall Platforms



x1 - LED Socket Wall




x1 - 2x2 Short Solid  
Wall





# ARTILLERY POST



x4- Rampart  
Crenellation



x1 - Crenellated  
Corner



x1 - Crenellated Corner  
With Trapdoor  
x1 - Reinforced Lattice Trapdoor



x1 - Battlement  
Transition - Left




x1 - Battlement  
Transition - Right





# ARTILLERY POST



x1 - Wood Shutter



x1 - Arbalest



x1 - Wooden Pole Stand



x1 - Barrel of  
Arrows With  
Supplies

