

Cities UNTOLED

Lowtown



Wharfwatch

Level 6



Level 5



Level 4



Level 3



Level 2



Level 1





Piece Key

Terrain Trays:

- A. 12x12 Straight Breaker / Convex Breaker
- B. 12x12 Concave Breaker / Concave Shoreline



Level 1 Terrain Trays

B



A



A



A



Piece Key

Table Coverage:

- A. 12x12 Lowtown Cobblestone
- Cobblestone, Seawalls, and Elevation:
- B. 4x4 Cobblestone Floor
- C. 2x2 Cobblestone Floor
- D. Cobblestone / Dirt Backfill - Large Diagonal

- E. Seawall
- F. 2x2 Cobblestone Riser
- G. Cobblestone Half Arch
- H. 25mm Cobblestone Riser
- I. 1x2 Cobblestone Stairs
- J. Cobblestone Ramp
- K. Cobblestone Ramp Extension \
- L. Short Stairs

Fieldstone:

- M. Fieldstone Lion Portcullis Wall
- N. Narrow Fieldstone Solid Wall
- O. 4x4 Fieldstone Floor - Remaster
- P. Fieldstone / Grate - Fieldstone Floor Insert

Scaffolding:

- Q. 2-in. Scaffold Platform
- R. 4-in. Scaffold Platform
- S. Diagonal Scaffold Platform
- T. Single Piling
- U. Twin Piling
- V. Piling Footer
- W. Hanging Ladder
- X. Scaffold Stairs - 25mm

Accessories:


- Y. Freestanding Ivy
- Z. Growing Ivy - Post Façade
- AA. Projecting Beam - Biscuit Insert
- BB. Hoist - Pole Accessory
- CC. Wood Panel - Secret Door Insert
- DD. Waterwheel Brace
- EE. Waterwheel




Rustic Wood:

- FF. Banister Corner Post



Level 1 Terrain





Piece Key

Level 2

Fieldstone, Cobblestone, and Roofs

Fieldstone:


- A. 4x4 Fieldstone Floor - Remaster
- B. 4x4 Fieldstone Floor - Remaster
- C. Fieldstone / Grate - Fieldstone Floor Insert
- D. 2x2 Fieldstone Floor
- E. Fieldstone Corner Post
- F. Fieldstone Double High Corner Post
- G. Fieldstone Offset Door Wall - Studded Door
- H. Fieldstone Double Door Wall
- I. Fieldstone Offset Door Wall - City Door
- J. Fieldstone Offset Window Wall
- K. Fieldstone Lion Portcullis Wall
- L. Fieldstone Solid Wall
- M. Narrow Fieldstone Door Wall (Integrated Post)
- N. Narrow Fieldstone Solid Wall
- O. Narrow Fieldstone Window Wall
- P. Double High Fieldstone Wall - Magnetic
- Q. Double High Fieldstone Double Door Wall w/ Weathered Wood Double Door (Left and Right)

Cobblestone and Elevation:

- R. 2x2 Cobblestone Floor
- S. Cobblestone Ramp Extension
- T. 25mm Cobblestone Riser

Modular Roofs:

- U. Straight Roof - Dark
- V. Rustic 4-in. Soffit Peak - Dark
- W. Rustic Rake Soffit - Dark
- X. 2-in. Peak Roof - Dark
- Y. Cupola Base - Dark





Piece Key

Accessories:

- A. Wall Ivy - Wall Façade
- B. Growing Ivy - Post Façade
- C. Freestanding Ivy
- D. Corbel Row - Wall Façade
- E. Gargoyle Spout - Biscuit Insert
- F. Projecting Beam - Biscuit Insert
- G. LED Lowtown Lamppost
- H. Open Rustic Shutters - Window Insert
- I. Armored Shutter - Narrow Window Insert
- J. Boarded Up Window - Window Insert
- K. Window Box - Window Insert
- L. Vegetable Planter

Level 2 Accessories





Piece Key

Level 3

Rustic Wood:

- A. Large Rustic Wood Diagonal Wall
- B. Rustic Wood Diagonal Wall
- C. Rustic Wood Dangle Room
- D. Rustic Wood Offset Door Wall - Rustic Wood Door
- E. Narrow Rustic Wood Window Wall
- F. Narrow Rustic Wood Door Wall - Narrow Rustic Door

Fieldstone:

- G. 4x4 Fieldstone Floor - Remaster
- H. Fieldstone / Grate - Fieldstone Floor Insert
- I. Fieldstone Corner Post
- J. Fieldstone Solid Wall
- K. Fieldstone Offset Window Wall

Scaffolding:


- L. Corner Railing Scaffold Platform
- M. Scaffold Stairs - 61mm Scaffold Stairs - 61mm



Modular Roofs:

- N. Straight Roof - Dark
- O. Valley Roof - Dark
- P. Hip Roof - Dark
- Q. LED Dormer Window - Dark
- R. Rustic Rake Soffit - Dark

Accessories:

- S. Open Rustic Shutters - Window Insert
- T. Open Rustic Shutters - Narrow Window Insert
- U. Wood Rivet - Biscuit Insert
- V. Projecting Beam - Biscuit Insert





Piece Key

Level 4

Rustic Wood:

- A. Rustic Wood Octagon Tower
- B. Narrow Rustic Wood Window Wall

Fieldstone:


- C. 4x4 Fieldstone Floor - Remaster
- D. Fieldstone / Grate - Fieldstone Floor Insert
- E. Fieldstone Corner Post
- F. Fieldstone Arrowslit Wall
- G. Fieldstone Abbey Window Wall


Modular Roofs:

- H. Straight Roof - Dark
- I. Hip Roof - Dark
- J. Diagonal Hip Roof - Dark
- K. Wizard Hat Roof Backfill - Dark
- L. LED Dormer Window - Dark

Accessories:

- M. Rough Stone Chimney - Magnetic
- N. Projecting Beam - Biscuit Insert
- O. Gargoyle Spout - Biscuit Insert
- P. Open Rustic Shutters - Window Insert
- Q. Open Rustic Shutters - Narrow Window Insert





Piece Key

Level 5

Fieldstone:

- A. 4x4 Fieldstone Floor - Remaster
- B. Fieldstone / Grate - Fieldstone Floor Insert

Rustic Wood:

- C. Banister Corner Post

Scaffolding:



- D. 2-in. Railing
- E. 4-in. Railing


Modular Roofs:

- F. Hip Roof - Dark
- G. Wizard Hat Half Roof - Dark
- H. Wizard Hat Spire - Dark

Accessories:

- I. Rough Stone Chimney - Magnetic





Piece Key

Modular Roofs:

- A. Straight Roof - Dark
- B. Rustic 4-in. Soffit Peak - Dark
- C. Cupola Base - Dark
- D. 2-in. Peak Roof - Dark

Rustic Wood:

- E. Wooden Corner Post
- F. Narrow Rustic Wood Window Wall

Accessories:

- G. Hanging Wood Shield - Biscuit Insert

