


Cities UNTOLED

Lowtown



Warfield Village






Piece Key

Rustic Wood:

- A. 4x4 Rustic Wood Floor
- B. 2x4 Rustic Wood Floor
- C. Rustic / Parquet - Wood Floor Insert
- D. Large Rustic Wood Diagonal Wall
- E. Rustic Wood Bay Window
- F. Wooden Corner Post
- G. Wooden Rosette Corner Post
- H. Rustic Wood Solid Wall
- I. Rustic Wood Offset Window Wall
- J. Rustic Wood Offset Door Wall - Rustic Wood Door
- K. Rustic Wood Ramshackle Wall
- L. Narrow Rustic Wood Window Wall
- M. Narrow Rustic Wood Door Wall - Narrow Rustic Door

Fieldstone:

- N. 4x4 Fieldstone Floor - Remaster
- O. Fieldstone / Grate - Fieldstone Floor Insert
- P. Fieldstone Corner Post
- Q. Fieldstone Solid Wall
- R. Fieldstone Offset Door Wall - City Door
- S. Fieldstone Offset Door Wall - Studded Door
- T. Fieldstone Arrowslit Wall
- U. Fieldstone Double Door Wall
- V. Fieldstone Offset Window Wall
- W. Fieldstone Wall - LED Socket
- X. Fieldstone Lion Portcullis Wall



Level 1 Rustic Wood and Fieldstone

Piece Key

Elevation:

- A. 2x2 Cobblestone Riser
- B. Cobblestone Half Arch
- C. 25mm Cobblestone Riser
- D. 1x2 Cobblestone Stairs
- E. Tiny Stairs - Wood Straight
- F. Tiny Stairs - Wood Corner


Scaffolding:


- G. 2-in. Scaffold Platform
- H. 4-in. Scaffold Platform
- I. Single Piling
- J. Twin Piling
- K. Piling Footer
- L. 2-in. Railing
- M. 4-in. Railing
- N. Hanging Ladder
- O. Scaffold Stairs - 25mm
- P. Scaffold Stairs - 38mm
- Q. Wooden Stair Pillar

Accessories:

- R. Wooden Awning - Biscuit Insert
- S. Corbel Row - Wall Façade
- T. Hand Cart
- U. Gothic Lantern - LED
- V. LED Lowtown Lamppost
- W. Modular Barricade Small
- X. Modular Barricade Large
- Y. Canvas Wrapped Bundle
- Z. Wood Panel - Secret Door Insert
- AA. Market Stall

Level 1 Elevation, Scaffolding, and Accessories






Piece Key

Rustic Wood:

- A. 4x4 Rustic Wood Floor
- B. 2x4 Rustic Wood Floor
- C. Rustic / Parquet - Wood Floor Insert
- D. Rustic Wood Diagonal Wall
- E. Rustic Wood Balcony
- F. Wooden Corner Post
- G. Rustic Wood Offset Window Wall
- H. Rustic Wood Wall - LED Socket
- I. Rustic Wood Wall - Magnetic
- J*. Rustic Wood Offset Door Wall -
Speakeasy Door
- K. Rustic Wood Offset Door Wall -
Rustic Wood Door
- L. Rustic Wood Ramshackle Wall
- M. Narrow Rustic Wood Window Wall
- N. Narrow Rustic Wood Door Wall -
Narrow Rustic Door

Fieldstone:

- O. 4x4 Fieldstone Floor - Remaster
- P. Fieldstone / Grate - Fieldstone
Floor Insert
- Q. Fieldstone Corner Post
- R. Fieldstone Solid Wall
- S. Fieldstone Wall - Magnetic
- T. Fieldstone Arrowslit Wall
- U. Fieldstone Abbey Window Wall
- V. Fieldstone Double Door Wall
- W. Fieldstone Wall - LED Socket



Level 2 Rustic Wood and Fieldstone

**Only one Speakeasy Door is included with the Warfield Village district bundle.
One door pictured in this build guide would need to be replaced with an included Elegant Halling Door.*

Piece Key

Scaffolding:


- A. 2-in. Scaffold Platform
- B. Narrow Scaffold Platform
- C. Diagonal Scaffold Platform
- D. Corner Railing Scaffold Platform
- E. 2-in. Railing
- F. Scaffold Stairs - 38mm
- G. Scaffold Stairs - 61mm
- H. 6-in. Rope Bridge

Roofs:

- I. Straight Roof - Green
- J. Rustic Rake Soffit - Green
- K. Thatched Roof - Fogger Cover

Accessories:

- L. Armored Shutter - Window Insert
- M. Open Rustic Shutters - Window Insert
- N. Corner Corbel - Post Façade
- O. Corbel Row - Wall Façade
- P. Roof Perch - Magnetic
- Q. Gothic Lantern - LED
- R. Hanging Wood Shield - Biscuit Insert



Level 2 Scaffolding, Roofs, and Accessories



Piece Key

Rustic Wood:

- A. 4x4 Rustic Wood Floor
- B. Rustic / Parquet - Wood Floor Insert
- C. Wooden Rosette Corner Post
- D*. Rustic Wood Offset Door Wall - Speakeasy Door
- E. Rustic Wood Offset Window Wall
- F. Rustic Wood Wall - Magnetic

Scaffolding:

- G. 4-in. Scaffold Platform
- H. Diagonal Scaffold Platform
- I. Narrow Scaffold Platform
- J. 2-in. Railing
- K. Corner Railing Scaffold Platform
- L. Hanging Ladder
- M. Scaffold Stairs - 38mm
- N. Scaffold Stairs - 61mm

Roofs:

- O. Straight Roof - Dark
- P. Hip Roof - Dark
- Q. Diagonal Hip Roof - Dark
- R. Straight Roof - Green
- S. Hip Roof - Green
- T. Rustic 4-in. Soffit Peak - Green
- U. Thatched Roof - Fogger Cover

Accessories:

- V. Roof Perch - Magnetic
- W. Rough Stone Chimney - Magnetic
- X. Armored Shutter - Window Insert
- Y. Projecting Beam - Biscuit Insert
- Z. Wood Rivet - Biscuit Insert



*Only one Speakeasy Door is included with the Warfield Village district bundle.
One door pictured in this build guide would need to be replaced with an included Elegant Halling Door.



Piece Key

Rustic Wood:

- A. 4x4 Rustic Wood Floor
- B. Rustic / Parquet - Wood Floor Insert

Scaffolding:

- C. 2-in. Railing
- D. 4-in. Railing
- E. Corner Railing Scaffold Platform
- F. Scaffold Stairs - 61mm
- G. Railing Pole Accessory Holder

Accessories:

- H. Telescope - Pole Accessory
- I. Hoist - Pole Accessory

